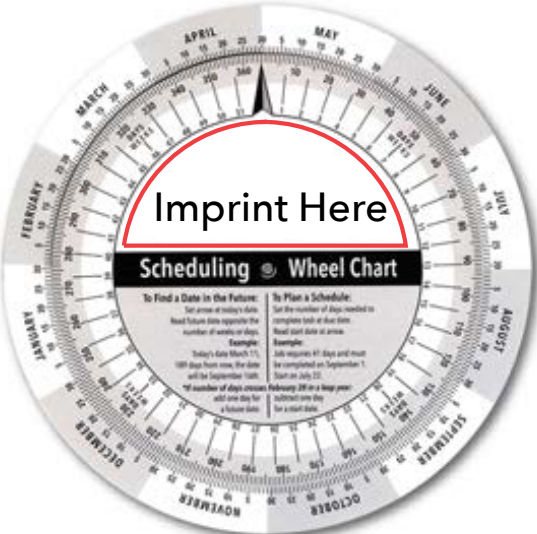


Imprintable Stock Wheels

Brand building that leaves a lasting impression



Scheduling Wheel

6" diameter wheel format

Imprint area: 3 1/4" W x 1-1/4" H

Item Number: SW

Calculate critical due dates or formulate key time lines with one quick spin. By turning the wheel's top disc, you can line up the start date and view the number of days and weeks until desired end date. Back of wheel includes a perpetual calendar through year 2035.

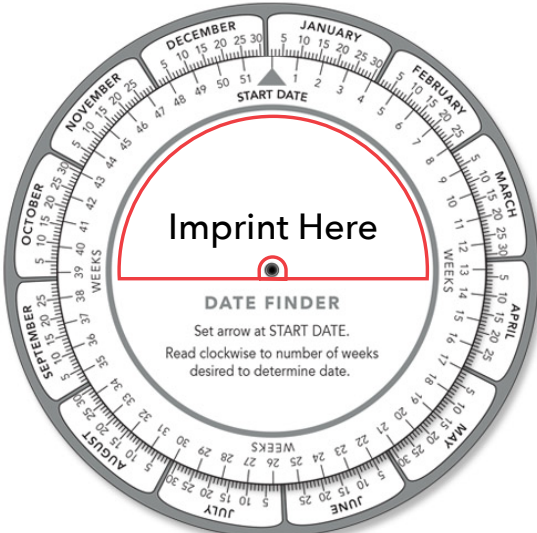
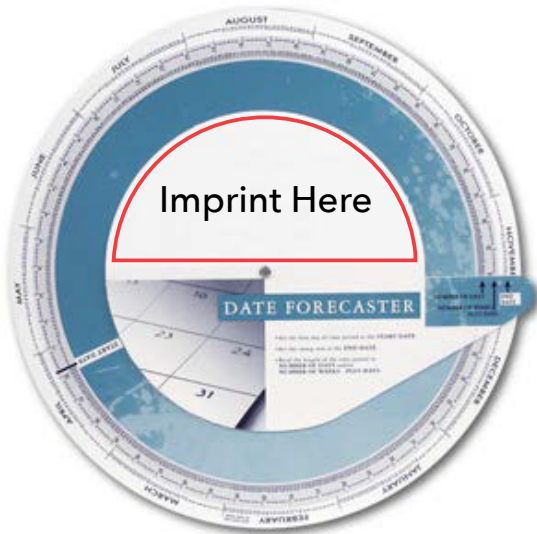
Date Forecaster Wheel

8 1/2" diameter wheel format

Imprint area: 5" W x 2 3/8" H

Item Number: FOR

A fast and reliable way to determine current, future or past dates for any schedule. By pivoting the middle wheel, you align the start date indicator to the first day of the time period. Then, set the top wheel at the end date to read the length of the time period (number of days and/or number of weeks – plusdays).



Date Finder Wheel

5" diameter wheel format

Imprint Area: 2 3/4" W x 1 1/4" H

Item Number: DF

Determine current, future or past dates quickly and accurately. By pivoting the wheel's top disc, you can select a start date and view the number of weeks until desired end date.

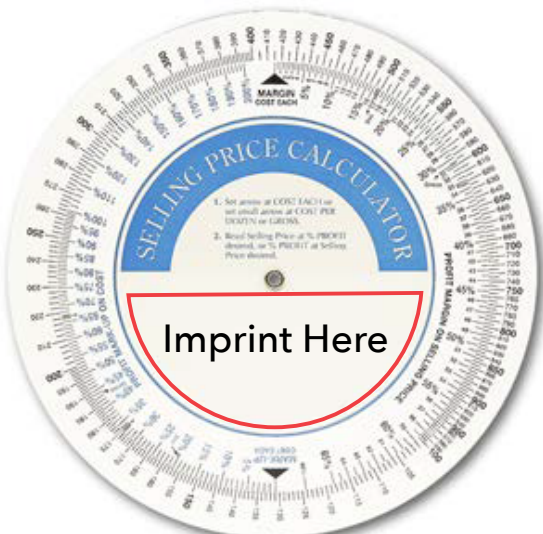
Selling Price Calculator Wheel

5" diameter wheel format

Imprint area: 2 1/2" W x 1 1/8" H

Item Number: SPC

Grow your sales anywhere with the selling price calculator. This compact, portable format allows you to compute margin and mark-up in the office or on the sales floor. By spinning the wheel's top disc, you can set the cost of your product to view profit or selling price at different percentages.



To order, contact your ASI, PPAI, or SAGE product specialist.