

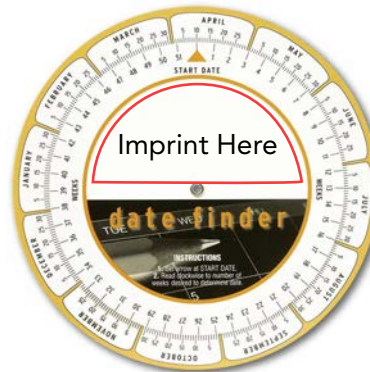
# Imprintable Stock Wheels | Brand building that leaves a lasting impression



## TRID & Rescission Calculator

8 3/4" diameter wheel format  
 Imprint area: 1 3/8" W x 7 3/8" H  
 Item Number: TRID

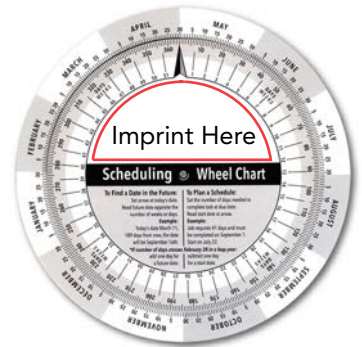
Determine the earliest consummation date of residential real estate loans, based on the three-day closing disclosure rule. Pivot the wheel's top disc, set the Start Arrow at the Closing Disclosure delivery date and read the earliest projected Consummation Date, whether delivered by hand or mail. Calendar excludes all Sundays and Federal Holidays to yield quick and accurate results.



## Date Finder Wheel

5" diameter wheel format  
 Imprint Area: 2 3/4" W x 1 1/4" H  
 Item Number: DF

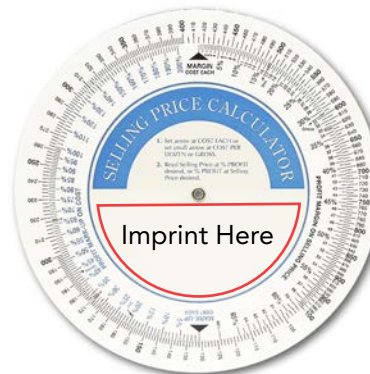
Determine current, future or past dates quickly and accurately. By pivoting the wheel's top disc, you can select a start date and view the number of weeks until desired end date.



## Scheduling Wheel

6" diameter wheel format  
 Imprint area: 3 1/4" W x 1-1/4" H  
 Item Number: SW


Calculate critical due dates or formulate key time lines with one quick spin. By turning the wheel's top disc, you can line up the start date and view the number of days and weeks until desired end date. Back of wheel includes a perpetual calendar through year 2035.



## Selling Price Calculator Wheel

5" diameter wheel format  
 Imprint area: 2 1/2" W x 1 1/8" H  
 Item Number: SPC

Grow your sales anywhere with the selling price calculator. This compact, portable format allows you to compute margin and mark-up in the office or on the sales floor. By spinning the wheel's top disc, you can set the cost of your product to view profit or selling price at different percentages.

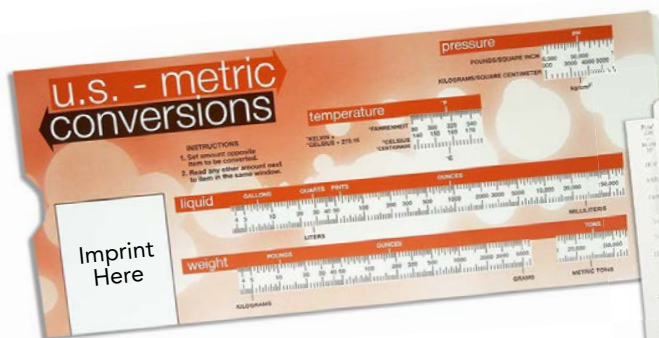


## Date Forecaster Wheel

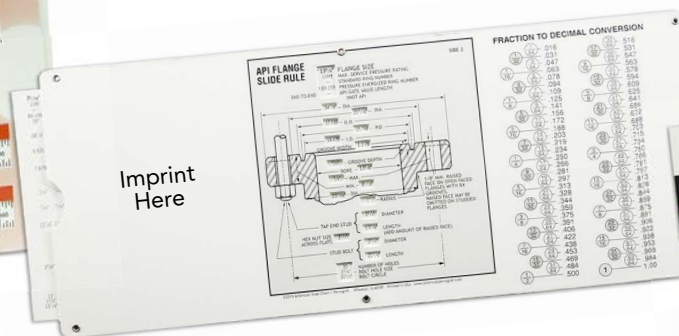
8 1/2" diameter wheel format  
 Imprint area: 5" W x 2 3/8" H  
 Item Number: FOR

A fast and reliable way to determine current, future or past dates for any schedule. By pivoting the middle wheel, you align the start date indicator to the first day of the time period. Then, set the top wheel at the end date to read the length of the time period (number of days and/or number of weeks – plus days).

**Please call for pricing and details on these other stock charts**



US Metric Conversion



Flange Guide



Energy Cost Calculator

To order, contact your ASI, PPAI, or SAGE product specialist.